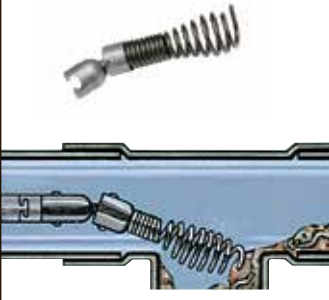

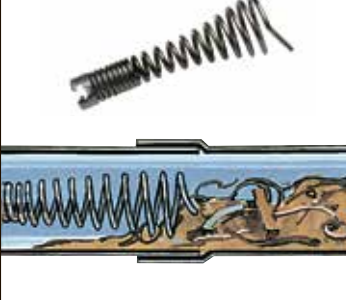





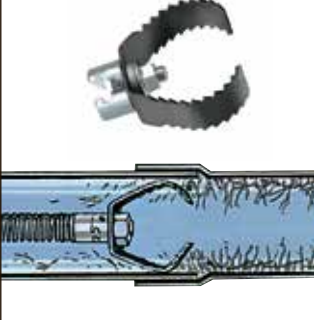



DRAIN CLEANING







Tools

<p>Drop Head Auger For cleaning back to back mounted fixtures e.g., sinks where cable needs to be led into down pipe.</p> 	<p>Straight Auger For use in exploring and breaking up stoppages or returning sample to surface to determine correct tool.</p> 	<p>Funnel Auger For use as second tool in line. Breaks up remains of stoppage left by straight auger.</p> 	<p>Hook Auger For heavy and dense root stoppages in pipes that require hooking and breaking up.</p> 
<p>Retrieving Auger For searching for cable which is broken or lost in line.</p> 	<p>Spade Cutter For following up after augers have been used and to open up floor drains.</p> 	<p>Four Blade Saw Tooth Cutter For blockages caused by hardened, glazed material such as chemical deposits.</p> 	<p>Grease Cutter For lines which have become badly greased with detergents and have to be opened.</p> 
<p>Spiral Saw Tooth Cutter For clearing any stoppage, roots, rags, sticks, etc.</p> 	<p>Saw Tooth Cutter For cleaning lines blocked heavily with roots. Unique design permits cutter to be removed from damaged pipe without locking.</p> 	<p>Spiral Bar Cutter For main sewers blocked by roots, leaf debris, sticks, sawdust, cloth, and sacking.</p> 	<p>Sharktooth Cutter For use in cleaning pipes of general material clinging to pipe walls.</p> 

DRAIN CLEANING



For Drain Guns, Sink Drums, and Small Line Sectional Machines

		Model	Length	Typical Application	Characteristics	Machines
5/16" (8 mm)	 Bulb Auger	C-1	25' (7,6 m)	Drain Lines 3/4" (20 mm) to 1 1/2" (40 mm). Kitchen Sinks, Lavatory Sinks, Bathtub Drains, Drinking Fountains and Urinals.	Hollow core cables that provide maximum flexibility for severe bends and "P" Traps.	K-25 (25' only) K-45 K-40 K-50*
		C-21	50' (15,2 m)			
	 Drop Head	C-2	25' (7,6 m)	Drain Lines 3/4" (20 mm) to 1 1/2" (40 mm). Drop Head leads into down drain pipes, especially good for back-to-back mounted fixtures and severe bends.		
		C-22	50' (15,2 m)			
5/16" (8 mm)	 Inner Core w/Bulb Auger	C-11C	25' (7,6 m)	Drain Lines 1 1/4" (32 mm) to 2" (50 mm). Kitchen Sinks, Lavatory Sinks, Slop Sinks and Laundry Lines.	Inner core cables that provide good flexibility while resisting kinking.	K-25 (25' only) K-45, K-40 K-3800, K-50*
		C-131C	35' (10,7 m)			
5/16" (8 mm)	 Inner Core w/-Drop Head	C-21C	25' (7,6 m)	Drop Head leads into down drain pipes, especially good for back-to-back mounted fixtures and severe bends.		
		C-231C	35' (10,7 m)			
3/8" (10 mm)	 Male Coupling	C-4	25' (7,6 m)	Drain Lines 1 1/4" (32 mm) to 2 1/2" (65 mm). Kitchen Sinks, Lavatory Sinks, Slop Sinks, and Disposal Waste Lines.	Flexible, yet tough 3/8" cable most commonly used after traps have been removed. C-61C slightly stiffer than C-6.	K-45 K-40 K-50*
		C-6	35' (10,7 m)			
		C-61C	35' (10,7 m)			
3/8" (10 mm)	 Bulb Auger	C-5	35' (10,7 m)	Drain Lines 1 1/4" (32 mm) to 2 1/2" (65 mm). Kitchen Sinks, Lavatory Sinks, Slop Sinks, and Disposal Waste Lines.		

*See Page 12.19 for Proper Adapter or Sink Drum.