

DRAIN CLEANING

K-1000 Rodder Machine




For 8" (200 mm) to 24" (600 mm) Drain/Sewer Lines

- A rugged, compact machine well-suited for straight main line work in municipalities, universities, institutions and industry. Drives sectional sewer rods through long, straight runs of larger diameter pipe – up to 500 feet (150 m).
- Equipped with a 6 HP gasoline engine and forward/reverse transmission. Rod rotates at 133 RPM in forward and reverse at full throttle.
- Spring-loaded throttle control is hand operated. Varies rod speed within range. Returns engine speed to idle and disengages clutch when operator releases throttle.
- Adjustable torque limiter minimizes kinking of rods and excessive torque through transmission system.
- Large 10" (250 mm) wheels on frame for optimal transport.













Machine Options

Catalog No.	Model No.	Description	Weight	
			lb.	kg
59175	K-1000	Rodder Machine, includes: – B-3542 Rod Driver – A-2704 Tool Driver – A-3567 Drive Pin – R-0 Rod Turner – A-4558 Torque Adapter – A-12 Coupling Pin Key – A-1 Left-Hand RIDGID Drain Cleaning Mitt – A-2 Right-Hand RIDGID Drain Cleaning Mitt	160	75
84295	K-1000	Rodder Machine, same as above, plus: – 20 Sections of A-2475, 3/16" (8 mm) Rod, Total of 100 Feet (30 m) – T-300 Spear Head Cutter – T-317 Auger – T-326 Pick-Up Tool	210	95

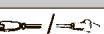
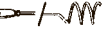












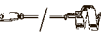






Rods

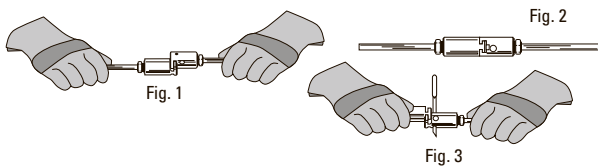
	Catalog No.	Model No.	Description	Weight	
				lb.	kg
	60355	A-2474	3' (0,9 m) Solid Sectional Rod, Includes: R-1 Male and R-2 Female Couplings	1¼	0,6
	60360	A-2475	5' (1,5 m) Solid Sectional Rod, Includes: R-1 Male and R-2 Female Couplings	1¾	0,8
	60365	A-2476	10' (3,0 m) Solid Sectional Rod, Includes: R-1 Male and R-2 Female Couplings	3	1,4

Accessories

	Catalog No.	Model No.	Description	Weight	
				lb.	kg
	59835	K-10	Complete Set of Quick-Connect Rod Couplings: One Each R-1 and R-2	3/8	0,2
	59560	R-1	Male Rod Coupling	1/4	0,1
	59555	R-2	Female Rod Coupling	1/8	0,1
	61875	R-7	Male Tool Coupling, connects Tool Adapter to Rodding Tool	1/2	0,2
	61885	R-8	Female Tool Coupling, connects Tool to Tool Adapter	1/2	0,2
	60700	A-2704	Tool Adapter, includes R-2 and R-7 Couplings	2 1/4	1,0
	62170	B-3542	Rod Holder For K-1000	3 3/8	1,5
	62815	R-0	Rod Turner, used to manually turn Rods in short runs	3 1/4	1,5
	59205	A-1	Left-Hand RIDGID Drain Cleaning Mitt	1/2	0,2
	59295	A-2	Right-Hand RIDGID Drain Cleaning Mitt	1/2	0,2
	59360	A-3	Tool Box	5	2,3
	59225	A-12	Coupling Pin Key	1/8	0,1

Tools












	Catalog No.	Model No.	Description	Weight	
				lb.	kg
	62045	T-300	Spear Head	1 1/8	0,8
	62050	T-301	Round Stock Corkscrew, 1 1/2" (40 mm)	1 1/4	0,6
	62055	T-302	Round Stock Corkscrew, 2" (50 mm)	1 1/2	0,7
	62060	T-303	Round Stock Corkscrew, 2 1/2" (65 mm)	1 3/4	0,8
	62065	T-304	Round Stock Corkscrew, 3" (75 mm)	1 3/4	0,8
	62075	T-306	Double Corkscrew, 3" (75 mm)	2 1/4	1,0
	62080	T-307	Double Corkscrew, 4" (110 mm)	2 1/2	1,1
	62085	T-308	Double Corkscrew, 5" (125 mm)	2 3/4	1,2
	62090	T-309	Square Stock Corkscrew, 3" (75 mm)	2 1/4	1,0
	62095	T-310	Square Stock Corkscrew, 4" (110 mm)	2 1/2	1,1
	62100	T-311	Square Stock Corkscrew, 5" (125 mm)	3 1/4	1,5
	62105	T-312	Square Stock Corkscrew, 6" (150 mm)	3 3/4	1,7
	62370	T-313	Square Stock Corkscrew, 8" (200 mm)	6 1/2	3,0
	62375	T-314	Square Stock Corkscrew, 10" (250 mm)	7 1/2	3,4
	62110	T-316	Auger, 3" (75 mm)	3	1,4
	62115	T-317	Auger, 4" (110 mm)	3 1/2	1,5
	62120	T-318	Auger, 5" (125 mm)	4 1/2	2,0
	62125	T-319	Auger, 6" (150 mm)	5	2,3
	62385	T-320	Auger, 8" (200 mm)	8 1/2	3,9
	62390	T-321	Auger, 10" (250 mm)	9 1/2	4,3
	62140	T-326	Pick-Up Tool	1	0,5



Rods, Rodding Tools, and Accessories

- RIDGID® K-10 quick-connect couplings make rodding jobs easier than ordinary threaded couplings:
 - To connect rods, align and snap them together for a solid connection (Fig. 1 and 2).
 - To disconnect, insert the pin key and slide the couplings apart (Fig. 3).
- One coupling pin key replaces assembly tool and wrench required to connect ordinary threaded couplings. Easy-to-add rods or tools. No bulky reels.
- Convert existing tools and rods to the RIDGID quick-connect system:
 - One pair of R1 and R2 couplings substitute for one threaded coupling.
 - Standard left-hand and right-hand rod nuts fasten R1 and R2 couplings to existing rods.
 - R-8 couplings adapt each rod tool to quick-connect system.
 - A-2704 adapts rod couplings to larger-size tool couplings.
- RIDGID rods meet ASTM-270 specifications.
- For 1 1/4" (32 mm) cables, tools, and accessories, see page 12.24.
- For 7/8" (22 mm) cables, tools, and accessories, see page 12.24.

The following Heavy-Duty Cable Tools are also recommended for use with rod.

	Catalog No.	Model No.	Description	Replacement Blades
	61800	T-2	Heavy-Duty Straight Auger	—
	61790	T-4	Heavy-Duty Funnel Auger	—
	63200	T-7	Hook Auger	—
	61960	T-16	Spiral Bar Cutter, 4" (110 mm)	97855
	61850	T-17	Spiral Bar Cutter, 6" (150 mm)	97955
	61855	T-18	Spiral Bar Cutter, 8" (200 mm)	97960
	63085	T-23	Spiral Sawtooth Cutter, 4" (110 mm)	97850
	59765	T-24	4-Blade Cutter, 2 1/2" (65 mm)	97940
	59770	T-25	4-Blade Cutter, 3 1/2" (89 mm)	97975
	59775	T-26	4-Blade Cutter, 4 1/2" (114 mm)	97805
	59780	T-26A	4-Blade Cutter, 5 1/2" (140 mm)	97980

