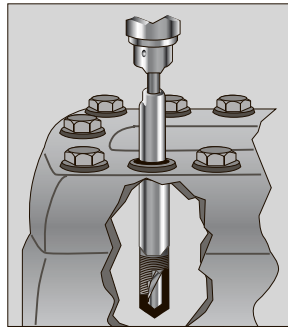


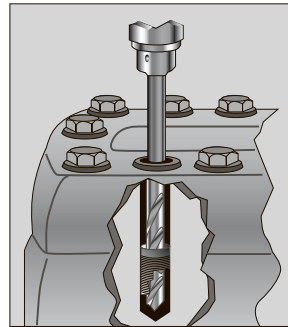
Screw Extractors



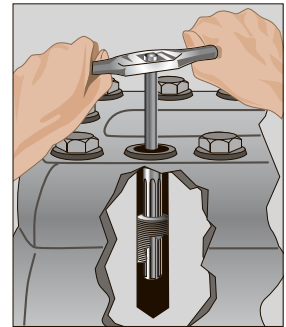
Screw Extractors
(With Sliding Turnut)



FIRST – Drill a small hole clear through the broken end using a snug fitting RIDGID Drill Guide for precision centering. This centering hole is for the larger drill to follow.



SECOND – Remove Drill Guide. Drill out the small center hole to larger diameter for receiving the “longrip” Extractor.



THIRD – Drive the “longrip” Extractor into the thin hollow shell and turn it out.

Cat. No.	Model No.	Screw Diameter		Use Drill		Flute Diameter		Length Overall		Maximum Depth		Weight		Std Pack
		in.	mm	in.	mm	in.	mm	in.	mm	in.	mm	oz.	g	
35535	1	1/4	6	1/8	3	0.139	3,5	2 5/16	59	1	25	1/2	14	1
35540	2	5/16	8	3/16	5	0.205	5,2	2 3/4	70	1	25	1	28	1
35545	3	3/8	9,5	1/4	6	0.272	6,9	3 1/16	78	1	25	1 1/4	35	1
35550	4	7/16	11	5/16	8	0.338	8,6	3 5/16	84	1	25	1 3/4	50	1
35555	5	1/2 - 9/16	13 - 14	1 1/2	9	0.374	9,5	3 3/4	95	1	25	2 1/4	64	1
		(No Turnut)												
35560	6	5/8	16	7/16	11	0.471	12,0	4 1/8	105	2	51	3	85	1
35565	7	3/4	19	1/2	13	0.538	13,7	4 1/2	114	2	51	4	113	1
35570	8	7/8 - 1	22 - 25	5/8	16	0.665	16,9	4 3/4	121	3	76	6 1/2	184	1

Screw Extractors
(In Sets)



Extractor Sets. More sets on 7.18

Cat. No.	Model No.	Description	Weight		Std. Pack
			oz.	g	
35575	–	Includes Nos. 3,4 and 5	8	227	1
35580	–	Includes Nos. 1,2,3,4 and 5	8	227	1

Twist Drills



High-Speed Twist Drills

Cat. No.	Model No.	Diameter		Overall Length		Weight		Std. Pack
		in.	mm	in.	mm	oz.	g	
35720	1	1/8	3	2 1/2	63	1/4	7	1
35725	2	3/16	5	3	73	1/2	14	1
35730	3	1/4	6	3 1/2	89	3/4	21	1
35735	4	5/16	8	4	102	1 1/4	35	1
35740	5	1 1/2	9	4 1/2	114	1 1/2	43	1
35745	6	7/16	11	4 3/4	121	2 1/2	71	1
35750	7	1/2	13	5	127	3 1/2	99	1
35755	8	5/8	16	5 1/2	139	5 1/2	156	1
35760	36	1/4	6	6	152	1 1/2	43	1

GENERAL PURPOSE TOOLS

Replacement Drill Guides



Replacement Drill Guides
(One-Piece Type)

Cat. No.	Model No.	Diameter O.D.		Overall Length		Use Drill		Weight		Std. Pack
		in.	mm	in.	mm	in.	mm	oz.	g	
35765	921	5/32	7,1	1 3/16	30	1/8	3	1/4	7	1
35770	1021	5/16	7,9	1 3/16	30	1/8	3	1/2	14	1
35775	1121	11/32	8,7	1 3/16	30	1/8	3	1/2	14	1
35780	1221	3/8	9,5	1 3/16	30	1/8	3	1/2	14	1
35785	1321	13/32	10,0	1 3/16	30	3/16	5	1/2	14	1
35790	1421	7/16	11,1	1 3/16	30	3/16	5	3/4	21	1
35795	1521	19/32	11,9	1 3/16	30	3/16	5	3/4	21	1
35800	1621	1/2	12,7	1 3/16	30	3/16	5	1	28	1
35805	1721	17/32	13,5	1 3/16	30	1/4	6	1	28	1
35810	1821	9/16	14,3	1 3/16	30	1/4	6	1	28	1

Screw Extractor Sets



Model 10 Screw Extractor Set

Model 10 set contains 20 precision tools – one each of Extractor Models 1 to 5 inclusive with turnuts, drill Models 1 to 5 inclusive, and drill guides Models 921 to 1821 inclusive. Pre-formed plastic box provides convenient storage.

Cat. No.	Model No.	Description	Capacity		Weight		Std. Pack
			in.	mm	lb.	kg	
35585	10	Screw Extractor Set	1/4 - 1/2	6 - 13	1 1/4	0,6	1
35695	10	Box Only	-	-	3/10	0,16	1



Model 25 Screw and Pipe Extractor Set

Model 25 set contains one each of screw extractors Models 1 to 8 inclusive (Models 1 to 5 Extractors with turnuts); Drill Models 1 to 8 inclusive, and one Model 36; and complete set of drill guides and bushings. Maximum depth extractor range 1" to 3". Pipe extractors Models 80 to 85 also included. These precision tools are packed in a fitted compartment box.

Cat. No.	Model No.	Description	Type	Capacity		Weight		Std. Pack
				in.	mm	lb.	kg	
35590	25	Screw and Pipe Extractor Set	Screw Pipe	1/4 - 1 1/8 - 1	6 - 25 3 - 25	9/4	4,2	1
35700	25	Box Only	-	-	-	1	0,5	1